



CCC MAP Enrollees: 2018 Quality of Life Survey Results

Mental Health - PROMIS Results Survey Scores and Enrollee Counts (N)



Physical Health - PROMIS Results Survey Scores and Enrollee Counts (N)



Overall Results and Survey Description

March 2018 - December 2018

Total Unduplicated CCC MAP Enrollee Count - 1,272
Mental Health Scores - Avg. 46.33 (Good/Very Good)
Physical Health Scores- Avg. 43.87 (Fair/Good)

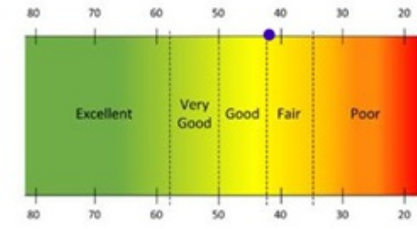
Surveyed population comprises a sample of CCC MAP enrollees with at least one re-enrollment in a 5-year period. Enrollees who cannot be reached by phone are not surveyed. Sampling methodology is designed to capture a population segment that closely represents the CCC MAP population as a whole.

CCC partners with United Way for Greater Austin (UW) to conduct the PROMIS and CAHPS surveys. The CCC provides UW a list of enrollees to be called. A maximum of 3 attempts are made to capture survey responses from each enrollee. Enrollee responses to multiple choice questions are recorded by UW staff.

Interpreting PROMIS® Global Mental Health T-Scores



Interpreting PROMIS® Global Physical Health T-Scores



Quality of Life Survey Description

The Patient Reported Outcomes Measurement Information System (PROMIS) **short form** is a 10-item survey that asks enrollees to rate their health in various areas such as general health, physical and mental health, pain, fatigue, and anxiety.

The questions are summarized into two global measures, physical health and mental health. Raw scores are converted into standardized T-Scores, where a score of 50 represents the average for the US general population. Our results are compared to this benchmark.

2018 PROMIS Mental Health and Physical Health Quality of Life (QoL)measure Analysis

Overall Results:

A total of **1272** CCC MAP Enrollees completed these surveys.

Although MAP members' average scores did not meet the U.S. average, an average overall mental health score of **46.33** put our patients in the Good/ Very Good outcome range. PH average score was **43.87**, which is in the Fair/ Good range.

Quality of Life Survey Description

The Patient Reported Outcomes Measurement Information System (PROMIS) **short form** is a 10-item survey that asks enrollees to rate their health in various areas such as general health, physical and mental health, pain, fatigue, and anxiety.

The questions are summarized into two global measures, physical health and mental health. Raw scores are converted into standardized **T-Scores**, where a score of **50** represents the average for the US general population. Our results are compared to this benchmark.